

HiLux





OH WHAT A FEELING

You'll feel it with every drive. In every twist and every turn. It's our unwavering commitment to move you, not only today, but well into tomorrow as we relentlessly re-imagine the future of mobility.

With our eyes on the horizon, we're committed to creating a future where all of humankind is empowered with the freedom to move.

04	Introduction	11	Toyota Safety Sense	24	HiLux Rugged X
05	Exterior design	14	HiLux WorkMate	26	Colours and trim
06	Interior design	16	HiLux SR	28	Accessories
08	Performance	18	HiLux SR5	32	Toyota Advantage
09	Engines	20	HiLux Rogue		
10	Safety	22	HiLux Rugged		

Developed the way the locals like it



There's no place on earth like Australia. Big, beautiful, yet brutal and unforgiving.

Which is precisely why we used our local design and engineering team to push the boundaries of strength and redefine the legendary HiLux. The result – HiLux Rogue, HiLux Rugged and

HiLux Rugged X. Developed locally and tailored to the unique demands of Australian guests, the trio boast a range of serious features that add new levels of strength, attitude and capability.

Built to exceptional standards and tested locally to ensure they withstand the harshest

of Australian conditions, these models come backed by Toyota Warranty Advantage.¹

Wherever you're headed, we're ready to push the boundaries with you.

It's time to **Awaken your Unbreakable.**

All the strength you could ever need

The nation's favourite WorkHorse is built to be stronger than you could ever imagine.

Every HiLux begins with an uncompromisingly tough and proven DNA that's the result of over 40 years of continuous testing and development by Toyota in the harshest Australian conditions and terrain. Each is built from the ground up, starting with an extra strong high tensile steel frame featuring hundreds of spot welds to deliver a muscled-up body with exceptional strength and torsional rigidity.

Together they mean HiLux is primed to perform in the toughest real world situations.

Further building on the HiLux tradition of go-anywhere functionality, the locally developed HiLux Rogue, Rugged and Rugged X are more capable than ever, while delivering the next level of refined features and appointments to enjoy every action and adventure.

With such enduring strength and soul built into each and every HiLux, anything is possible.



Front cover: 4x4 Rugged X Double-Cab Pick-Up in Inferno²
This page: 4x4 Rugged Double-Cab Pick-Up in Glacier White. 4x4 Rugged X Double-Cab Pick-Up in Inferno² 4x4 Rogue Double-Cab Pick-Up in Silver Sky.² 4x4 SR5 Double-Cab Pick-Up in Graphite²

A statement in style and strength



With its wide stance and imposing presence, HiLux looks every part the powerful all-rounder.

Purposely designed to make it easier to load and handle the hardest jobs, then be more than welcoming when it's time to head out on the town.

From the boldly pronounced bumpers and striking grille designs, through to the dynamic running lines and muscular integrated wheel arch flares on wide body models, HiLux presents the modern portrait of workable strength.

Up ahead, halogen headlamps and Daytime Running Lamps (DRLs) show the way on WorkMate, SR and Rugged models, rising to LED low beam headlamps with halogen high beam and LED Daytime Running Lamps on SR5, Rogue and Rugged X. Plus the fully integrated LED light bar and spread beam driving lights on the Rugged X are designed to deliver an optimal spread of brightness for maximum visibility.

Depending on the demands of your crew, you can choose from Single-Cab, Extra-Cab or Double-Cab body types in a mix of 4x2 and 4x4 configurations that add up to 36 variants in the HiLux range. Step into the Hi-Rider, and you'll appreciate the increased height and underbody protection of a 4x4 with the everyday simplicity of a 4x2, while all Extra-Cab models have the added functionality of easy opening rear access doors.





Style more than skin deep

Even with such a defined strength outside, HiLux provides superb levels of interior style within. You could easily mistake the interior for a well-appointed SUV rather than a hard as nails WorkHorse.

Such accomplished levels of interior style and advanced technology features are matched with a superior ride quality and enhanced quietness to deliver a welcoming experience across the entire HiLux range. In Rogue and Rugged X models, the comfort of a leather accented interior provides a premium contrast to the well-muscled exterior.

Inside you'll always be cool on even the hottest days, with air conditioning fitted as standard on every HiLux. This rises to automatic climate control in SR5, Rogue and Rugged X models. Plus the smart entry and start system on these models allows you to get in and get going while the key stays in your pocket.

When it comes to great sound, the AM/FM colour touchscreen display audio system with CD player, USB,³ AUX³ and Bluetooth^{®3,4} connectivity is sure to keep you rocking, rising to 6 speaker sound in Double-Cab models (excluding WorkMate Double-Cab).

Once underway, the 4.2" Multi Information Display (MID) provides important trip and vehicle information including outside temperature and average fuel consumption levels. And to help you go straight to your next destination with ease, SR5, Rogue, Rugged and Rugged X models also include an integrated satellite navigation⁵ unit.



- A Front air conditioned cooler box – Excludes WorkMate models – SR5 shown
- B Satellite navigation⁵ – Excludes WorkMate and optional on selected SR models – SR5 shown
- C Automatic climate control – SR5, Rogue and Rugged X only – SR5 shown
- D 60/40 split fold rear seats – SR, SR5, Rogue, Rugged and Rugged X Double-Cab only – SR5 shown
- E Engine start stop button – SR5, Rogue and Rugged X only – SR5 shown

Off-road or on the job, HiLux is up to the task

Every HiLux has been specially developed and tuned to handle the demands of Australian roads, whether they're in town or well off the beaten track.

The underbody protection on all Hi-Rider and 4x4 variants is built to be strong and durable. The special anti-corrosion undercoating makes it ready to meet the demands of harsh working environments, and the extra thick construction is perfect to handle and help deflect loose debris to add an extra level of serious self-defence.

The suspension has been tested and configured in Australia to ensure impressive off-road performance in even the harshest conditions.

An approach angle of up to 31° and departure angle of up to 26° on selected 4x4 variants means that HiLux will go further when the terrain gets tricky. And with incredible ground clearance and a transfer switch that allows you to quickly balance the drive to suit the conditions, you'll be able to comfortably tackle Australia's toughest terrain.

Hill-start Assist Control⁶ (HAC) automatically applies the brakes on steep slopes to help prevent rollback when starting to move forward. On slippery or uneven surfaces, Active Traction Control (A-TRAC) on 4x4 models optimally delivers the drive force to the wheels with the best grip to provide outstanding ground covering capability. On all 4x4 Double-Cab automatic models (excluding WorkMate), SR5 and Rugged X manual models, and SR5 Extra-Cab, Downhill Assist Control⁶ (DAC) automatically maintains low speed control when driving down steep, slippery and bumpy slopes.

Then when it's time to take charge of a heavy load, the HiLux braked towing capacity⁷ is up to an impressive 3.5 tonnes on selected turbo diesel 4x4 manual variants, even in off-road conditions, while the 4x2 WorkMate Single-Cab turbo diesel can shoulder up to a hefty 1,240kg payload with ease.

Honed, toned and ready to go, HiLux is ready for any challenge, whether it's a hard day's work or your next great adventure.

A Hill-start Assist Control⁶ (HAC)

B Downhill Assist Control⁶ (DAC) – SR, SR5, Rogue, Rugged and Rugged X 4x4 Double-Cab automatic models, SR5 and Rugged X manual models and SR5 Extra-Cab

C Hi-Rider and 4x4 underbody protection

Without Hill-start Assist Control⁶



(A)


With Hill-start Assist Control⁶

Without Downhill Assist Control⁶



(B)

With Downhill Assist Control⁶



(C)

Simply brilliant power

Whatever the situation demands, with HiLux you'll always have the power to get the job done.

The 2.4L turbo diesel is available on HiLux WorkMate and delivers up to an impressive 400Nm⁸ of torque on automatic models.

On automatic SR, SR5, Rogue and Rugged models, the 2.8L turbo diesel pumps out an awesome 450Nm⁸ of pulling power, making this the strongest, most powerful turbo diesel HiLux engine. More than just numbers, this engine has been developed to produce the maximum torque at the lowest possible RPM. This means the power is always delivered smoothly, giving it outstanding driveability off-road or under load conditions. And it's then matched with a drive train that's engineered to deliver all that raw power intelligently.

If you prefer the power of a Dual VVT-i Petrol engine, the 2.7L version is available on the 4x2 WorkMate and delivers 122kW⁸ of power. On the 4x2 WorkMate Double-Cab manual variant, the 2.4L turbo diesel engine delivers a thrifty fuel efficiency of 7.1L/100km.⁹ Stepping up to the 2.8L turbo diesel still delivers an impressive fuel efficiency of 7.3L/100km⁹ on the 4x2 SR Double-Cab manual. Whilst the 2.7L petrol engine provides fuel economy as low as 10.7L/100km⁹ on the 4x2 WorkMate Double-Cab manual.

The intelligent Manual Transmission (i-MT) is standard on SR5 and Rugged X models. This technology refines manual gear selection by automatically setting the optimal engine revs to allow the smoothest possible gear changes, whether up or down, and helps avoid stalls in even the most critical situations.

On selected models you have the choice of a 6-speed automatic, 6-speed manual transmission or 5-speed manual transmission that have been optimised to provide the smoothest possible drive using gear ratios that make the best use of the available power in all conditions and ultimately place less stress on the engine.



The confidence of advanced safety

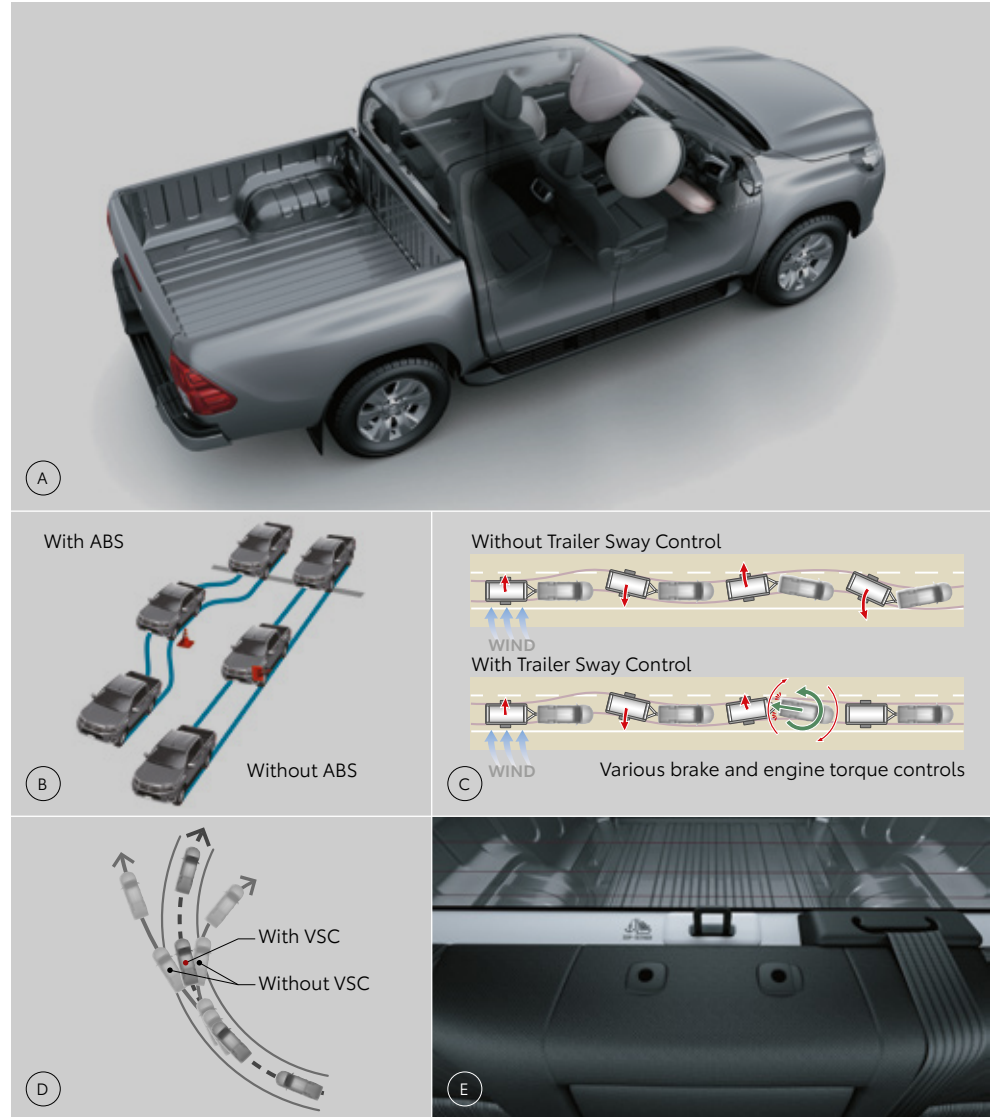
Whether you're heading to a job, or onto the open road, you'll have the peace of mind of knowing HiLux is equipped with an array of advanced safety features.

Toyota Safety Sense (TSS) is standard across the range as are 7 SRS airbags, including side, curtain and a driver's knee airbag. The reversing camera⁶ is fitted standard on HiLux Pick-Up variants with a display that features static guidelines to help make reversing into tight spaces not only safer, but easier too.

The intelligent Anti-lock Braking System (ABS) with Electronic Brake-force Distribution (EBD) helps you stop quickly and safely, while Traction Control (TRC) and Vehicle Stability Control (VSC) help you maintain grip on slippery surfaces and help provide greater control when cornering. 3-point seatbelts with Emergency Locking Retractors (ELR) are standard on each seat, and seatbelt reminders are fitted to all front seats and rear seats.

On all variants, Trailer Sway Control (TSC) automatically uses brake and engine output to help limit trailer movement should it experience excessive sway due to cross winds, variable road surface or steering changes by the driver.

- A Seven SRS airbags – Overseas model shown
- B Anti-lock Braking System (ABS)
- C Trailer Sway Control (TSC)
- D Vehicle Stability Control (VSC)
- E Child restraint anchor – Double-Cab only – SR shown

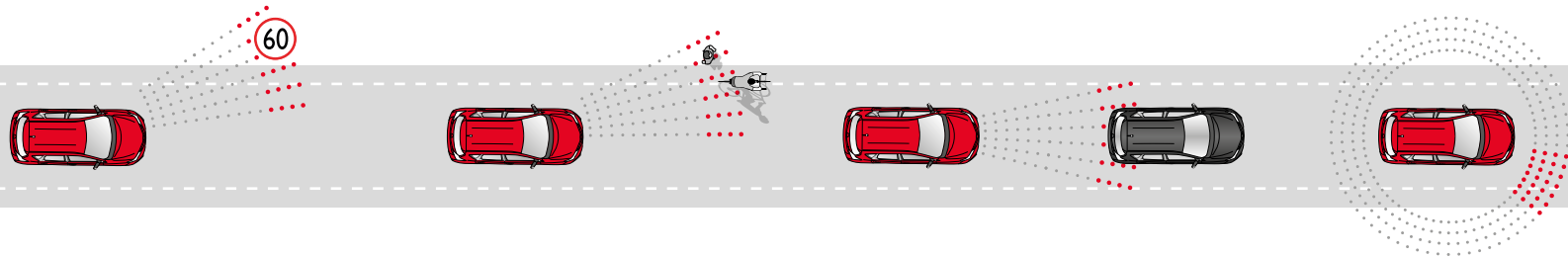


Toyota Safety Sense⁶

Toyota
Safety
Sense

At Toyota, we believe it's simply not enough to say "safety comes first" – we prove it. That's why, in our on-going pursuit of creating ever safer cars, now and into the future, we developed Toyota Safety Sense⁶ (TSS). A suite of active safety features designed to help support safe driving and help protect you and your passengers.

HiLux features the latest TSS driver assistance technologies, aiming to recognise and help avoid certain hazards and collisions, giving you and your passengers greater peace of mind wherever you're headed. Please visit toyota.com.au for vehicle and specification information.



Road Sign Assist⁶

Road Sign Assist was developed to help recognise road speed signs and provide information to you. It displays the most recently recognised speed limit on the Multi Information Display.

Pre-Collision Safety system with pedestrian and daytime cyclist detection⁶

Pre-Collision Safety system (PCS) with pedestrian and daytime cyclist detection is a multi-stage warning system. Using an integrated camera and radar to help detect other vehicles in front of you, the PCS is designed to assist the driver where there is a likelihood of frontal collision with cars and pedestrians during day or night, or cyclists during the day time. PCS includes a visible and audible alert of possible collisions, additional braking force to assist when you're braking, and if a collision appears to be unavoidable automatic braking to help mitigate impact.

Active Cruise Control⁶

Active Cruise Control is designed to help keep a constant distance between vehicles. It uses a milliwave radar to monitor the gap between your vehicle and the one in front, automatically accelerating or slowing down when needed to help you maintain a set distance. High-speed Active Cruise Control is available across the HiLux range.

Lane Departure Alert with steering assist⁶

Lane Departure Alert with steering assist is designed to help prevent vehicles drifting from their lane, by monitoring road markings, and providing a visible and audible alert should it detect any deviation from the lane. It may also apply additional steering force if needed, to help you stay in your lane.

Awaken your Unbreakable



HiLux Rogue, Rugged and Rugged X models include a range of serious features that boost off-road protection, recovery and functionality to match your lifestyle and sense of adventure.

The functional sports bar features an impressive tie-down rating of up to 200kg, allowing you to secure items like your favourite dirt bike safely in the tray.

The tow bar is standard across all three models, and its braked towing capacity is rated up to a hefty 3,500kg on manual models and up to 3,200kg on automatic models, perfect for your favourite caravan or boat.⁷



The high tensile steel Toyota Genuine bullbars on Rugged models are designed to take on Australian conditions. On Rugged X, the winch compatible hoopless bullbar has a seamlessly integrated 120 watt LED light bar and outboard LED spread beam driving lights to provide maximum visibility and light up what's ahead and on either side of the road.

When off-roading, the front and rear recovery points on Rugged X and rear recovery points on Rugged are there to help when the going gets tough.¹⁰

The heavy duty rock rails on both Rugged models offer extra vehicle protection, and are strong enough to support a laden vehicle from underneath, should you make contact with rocks or hard surfaces when driving off-road. The 5mm thick, high strength alloy bash plate on the Rugged X adds another level of vehicle protection.

Together they add up to an extraordinary range of features, with extensive design and testing conducted by the local team in Australia.

- A Hoopless steel front bullbar – Rugged X only
- B Functional sports bar – Rogue, Rugged, Rugged X only
- C Rock rails – Rugged and Rugged X only
- D Tow bar, tow ball and tongue – Rogue, Rugged, Rugged X only
- E Recovery points¹⁰ – Rugged: rear only, Rugged X: front and rear



HiLux WorkMate



4x2 WorkMate Single-Cab Cab-Chassis in Glacier White shown with optional Toyota Genuine tray body. All accessories sold separately

4x4 WorkMate Extra-Cab Cab-Chassis in Silver Sky² shown with optional Toyota Genuine tray body. All accessories sold separately

The perfect companion to get the job done, with plenty of refinements when it's time to put the tools down.

- 2.7L petrol engine or 2.4L turbo diesel engine
- 5-speed manual transmission – 4x2 only
- 6-speed manual transmission – Hi-Rider and 4x4 only
- 6-speed automatic transmission
- 4x2 and 4x4 drive train options
- Diesel Particulate Filter (forced burn off) switch – diesel engine only
- Raised suspension and underbody package – Hi-Rider and 4x4 only
- Steel wheels
- Automatic headlamps – light sensitive
- Remote keyless entry
- Power windows
- Manual tilt steering column
- Manual telescopic steering column – excludes 4x2 Single-Cab
- Air conditioning
- Black electric side mirrors
- Halogen Daytime Running Lamps (DRLs)
- Rear defroster
- 12V accessory socket
- 6.1" colour touchscreen display
- 4.2" colour Multi Information Display (MID)
- Audio and telephone steering wheel switches
- 3.5mm AUX³ and USB³ input for portable audio players
- Front cup holders
- Small centre console bin
- Overhead console box
- Toyota Safety Sense⁶ – including Lane Departure Alert, Pre-Collision Safety System with pedestrian and daylight cyclist detection, Road Sign Assist, and Active Cruise Control (High-speed)
- Reversing camera⁶ – Pick-Up only
- Emergency stop signal
- Seatbelt warning



2.4L turbo diesel engine



Reversing camera⁶ - Pick-Up only



Halogen headlamps



3.5mm AUX³ and USB³ input



Cup holders



Electric side mirrors - Extra-Cab shown

HiLux SR



Hi-Rider SR Extra-Cab Pick-Up in Olympia Red²
SR Single-Cab front face design differs from images shown

4x4 SR Double-Cab Cab-Chassis in Graphite² shown with optional Toyota Genuine tray body.
SR Single-Cab front face design differs from images shown. All accessories sold separately.

The HiLux that's ready to rise to any mission or occasion.


- 2.8L turbo diesel engine
- 6-speed manual transmission
- 6-speed automatic transmission
- 4x2 Hi-Rider and 4x4 drive train options
- Diesel particulate filter (forced burn off) switch
- Front air conditioned cooler box
- Rear differential lock – 4x4 only
- 60/40 rear seat (Tip up) – Double-Cab only
- Body coloured front bumper
- Side steps
- Halogen fog lamps – Extra-Cab and Double-Cab only
- Front personal lamp
- Premium fabric seats
- 7" colour touchscreen display with Toyota Link¹¹
- Downhill Assist Control⁶ – 4x4 Double-Cab Pick-Up automatic only
- Durable vinyl floor covering

Option pack – 4x4 Double-Cab Pick-Up only

- 17" alloy wheels
- Satellite navigation⁵ and digital radio⁵
- A-deck tray



2.8L turbo diesel engine



Front air conditioned cooler box



60/40 split fold rear seat – Double-Cab only



Side steps



Optional 17" alloy wheels
– 4x4 Double-Cab Pick-Up only

HiLux SR5



4x4 SR5 Extra-Cab Pick-Up in Nebula Blue²



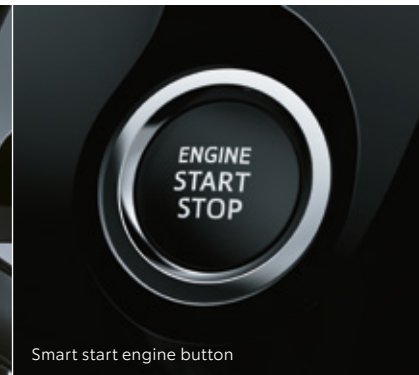
4x4 SR5 Double-Cab Pick-Up in Eclipse Black²

The head turning HiLux that packs a powerful punch.

- 2.8L turbo diesel engine
- 6-speed intelligent Manual Transmission (i-MT)
- 6-speed automatic transmission
- 4x2 Hi-Rider and 4x4 drive train options
- 18" alloy wheels
- Diesel particulate filter (forced burn off) switch
- Smart entry and start system
- Integrated LED Daytime Running Lamps (DRLs)
- LED low beam headlamps with halogen high beam
- LED front fog lamps
- Automatic climate control
- 220V accessory socket – Double-Cab only
- Stainless steel sports bar
- Privacy glass
- Premium gear lever and steering wheel
- Alarm
- Tow bar receiver – tow ball, tongue and wiring harness sold separately
- Chrome interior door handles
- Satellite navigation⁵
- Downhill Assist Control⁶ (DAC) – 4x4 only

Option pack – 4x4 Double-Cab only

- Leather accented interior
- Power adjustable driver's seat
- Driver and front passenger seat heater



Smart start engine button



Satellite navigation⁹ and colour touchscreen display



LED headlamps



Automatic climate control



18" alloy wheels

HiLux Rogue



4x4 Rogue Double-Cab Pick-Up in Silver Sky²

When you want a little more refinement, HiLux Rogue is the supreme choice of comfort, capability and style.

- 2.8L turbo diesel engine
- 6-speed automatic transmission
- 4x4 drive train
- 18" Rogue alloy wheels
- Diesel particulate filter (forced burn off) switch
- Leather accented interior – perforated
- Heated front seats
- 8-way power adjustable driver's seat
- Premium gear lever
- Rogue grille
- Black functional sports bar with recreational attachment points
- Hard tonneau cover with dust defence kit
- Marine grade carpet tub liner
- Gloss black door trim and mirror scalps
- Black door handles
- Tow bar, tow ball and tongue
- Trailer wiring harness – 7 pin flat
- Black tailgate handle and tailgate lock
- Carpet floor mats
- Rogue decals



Leather accented interior – perforated – with heated front seats



Rogue grille



Hard tonneau cover with dust defence kit



18" Rogue alloy wheels

HiLux Rugged



4x4 Rugged Double-Cab Pick-Up in Glacier White

Make an even stronger statement in style with the robust HiLux Rugged. Perfect for working hard and playing even harder.

- 2.8L turbo diesel engine
- 6-speed manual transmission
- 6-speed automatic transmission
- 4x4 drive train
- 17" Rugged alloy wheels
- Diesel particulate filter (forced burn off) switch
- Snorkel
- Rock rails
- Premium steel bullbar
- Rugged grille
- Heavy duty rear bumper
- Recovery points¹⁰ – rear
- Black functional sports bar with recreational attachment points
- Body side mouldings
- Wheel arch mouldings
- Tow bar, tow ball and tongue
- Trailer wiring harness – 7 pin flat
- Black tailgate handle with tailgate protection
- All-weather floor mats
- Rugged decals
- Satellite navigation⁵
- Digital radio⁵



Snorkel



Black functional sports bar



Premium steel bullbar



Rock rails and body side mouldings



17" Rugged alloy wheels

HiLux Rugged X



4x4 Rugged X Double-Cab Pick-Up in Inferno²

With an uncompromising combination of off-road capability and urban credibility, the HiLux Rugged X is the ideal partner for your next adventure.

- 6-speed intelligent Manual Transmission (i-MT)
- 6-speed automatic transmission
- 4x4 drive train
- 17" Rugged alloy wheels
- Diesel particulate filter (forced burn off) switch
- Leather accented interior – perforated
- Heated front seats
- 8-way power adjustable driver's seat
- Premium gear lever
- Snorkel
- Bash plate and rock rails
- Hoopless steel front bullbar – winch compatible
- Rugged grille
- Heavy-duty rear bumper
- LED light bar
- Spread beam driving lights
- Recovery points¹⁰ – front and rear
- Black functional sports bar with recreational attachment points
- Body side and wheel arch mouldings
- Gloss black door trim and mirror scalps
- Black door handles
- Tow bar, tow ball and tongue
- Trailer wiring harness – 7 pin flat
- Black tailgate handle with tailgate protection
- All-weather floor mats



Tail lamp garnish



Rugged decals



Front - shown - and rear recovery points¹⁰



Hoopless steel front bullbar, LED light bar and spread beam driving lights



Bash plate

Great colours tough choice



Now you can have Unbreakable in the colour¹² of your choice. The hardest part is picking which one you like best.

COLOUR AND TRIM GUIDE		Glacier White	Crystal Pearl ²	Silver Sky ²	Graphite ²	Eclipse Black ²	Nebula Blue ²	Olympia Red ²	Inferno ²
Grade	Interior Seat Trim	○	○	●	●	●	●	●	●
WorkMate	Standard Fabric seats	•		•	•	•	•	• ¹⁴	
SR	Premium Fabric seats	•		•	•	•	•	• ¹⁴	
SR5	Premium Fabric seats	•	• ¹³	•	•	•	•	•	
Rogue	Black leather accented – perforated	•	•	•	•	•	•	•	•
Rugged	Premium Fabric seats	•		•	•	•	•	•	•
Rugged X	Black leather accented – perforated	•	•	•	•	•	•	•	•



○ Glacier White 040



○ Crystal Pearl² 070



● Silver Sky² 1D6



● Graphite² 1G3



● Eclipse Black² 218



● Nebula Blue² 8X2



● Olympia Red² 3T6



● Inferno² 4R8

Smart thinking throughout



With so much strength on display outside, you'll be surprised to find HiLux is so plush within. Step inside and you'll find yourself comfortably surrounded by the ergonomic appeal of well thought out interior space. Everything is where it should be, in easy reach and easy to use. There's also a surprising collection of handy pockets and compartments to store your essentials such as sunglasses, work gear and clothes.

On SR models or higher, the air-conditioned cooler box is perfect for keeping your lunch or refreshments chilled. And the 220V accessory connector on Double-Cab SR5, Rogue and Rugged X models is ideal to charge your laptop or phone on the go.



- A SR5 Double-Cab with optional leather accented interior shown
- B WorkMate Single-Cab shown
- C SR Extra-Cab shown




Tough any way you want it

Only Toyota Genuine Accessories¹⁵ are designed to be the perfect fit for your HiLux, with some Accessories developed in conjunction with the vehicle up to 5 years before launch.

They're built to take 'Unbreakable' to the next level. Accessorise your HiLux to suit your lifestyle with a huge range to choose from.

Find out more at toyota.com.au/hilux





- A Premium steel bullbar – Fog lamp compatible version shown
- B Commercial steel bullbar – Light bar, fitting kit and driving light harness sold separately
- C Side steps
- D Side rails – Premium steel bullbar and side steps sold separately
- E All weather rubber floor mats – Front and rear sold separately
- F Rubber cargo mat
- G Tray range – Heavy duty alloy tray shown





A



B



C



D



E



F



G



H



I



J



K

- A Alloy bullbar – Fog lamp compatible version shown
- B Nudge bar – Light bar, fitting kit and driving light harness sold separately
- C Snorkel
- D Roof racks
- E Pro-Ride bicycle carrier – Roof racks sold separately
- F Hard tonneau cover
- G Soft tonneau cover
- H Canopy
- I 18" alloy wheel – Shown in matte black
- J Tow bar, tongue, tow ball and trailer wiring harness^{7,16} – Each sold separately
- K Dash camera

The Toyota Advantage

When you join the Toyota family, you get so much more than a new car feeling. You get a lifetime of benefits keeping you moving now and well into the future.

Discover your Toyota lifetime of advantages at toyota.com.au



Discover the freedom of Toyota Access¹⁷

Toyota Access puts you in complete control when buying a new car, with lower monthly repayments.¹⁸ Drive out of the Dealership with a clear road ahead then drive back a few years later with more options at your disposal than ever before. Whatever stage you're at in life, Toyota Access puts you in the driver's seat with flexibility and assurance. To discover Toyota Access for yourself visit toyota.com.au/toyota-access

Capped price servicing¹⁹

A new Toyota means you don't have to worry about unexpected service costs. Every Toyota comes with a low, capped price service cost for a set number of years/kilometres. Pay the same low capped price from one eligible logbook service to the next for up to three years or 60,000km, whichever occurs first (including Genuine parts, labour and fluids). For the full benefits consult a Toyota Dealer or visit toyota.com.au/advantage

Toyota Warranty Advantage

Every new Toyota is built to exceptional standards. From 1 January 2019, Toyota vehicles are backed by a five year/unlimited kilometre warranty.¹ If your vehicle is properly serviced and maintained per its Warranty and Service Book, we'll extend your engine and driveline warranty for an additional 2 years,²⁰ giving you peace of mind for years to come. In the event of a claim covered by warranty, you are covered by a 60 day money back guarantee and 7 years emergency assistance including expenses related to car hire or towing if required. For more information visit toyota.com.au/owners/warranty

Finance to get you going

If you need a little help, Toyota Finance²¹ can offer you a wide range of vehicle financing options. With Toyota Finance, you'll have the peace of mind of dealing with one of Australia's leading vehicle finance corporations with over 30 years experience. And with a range of flexible products and services to suit almost every need and circumstance, Toyota Finance can help find the right package for you or your business.

Insurance options

Our Comprehensive Motor Vehicle insurance policy is packed with great benefits including; agreed value cover, new vehicle replacement if your Toyota is written off within the first three years, use of Toyota Genuine Parts, and a Lifetime Repair Guarantee on repairs authorised by Toyota Insurance.²² For more information visit toyota.com.au/insurance

Extend your peace of mind

Whether it's a flat tyre, lost keys or a flat battery, Toyota Roadside Assist²³ is never more than a phone call away. Available 24 hours a day, seven days a week, our technicians are there to help you get back on the road. For more information visit toyota.com.au/insurance/roadside-assistance

Disclaimers and Notice

- 1 Applicable to new vehicles delivered on or after 01/01/2019. The standard Toyota Warranty Advantage period is 5yrs, with unlimited kms, from delivery. Excludes vehicles used for a commercial purpose, such as taxis, hire vehicles and vehicles transporting people or goods for payment including rideshare. The commercial vehicle Toyota Warranty Advantage period is 5 years from delivery or 160,000kms (whichever occurs first). See toyota.com.au/owners/warranty or your vehicle's Warranty and Service Book for T&Cs. This warranty does not limit and may not necessarily exceed your rights under the Australian Consumer Law.
- 2 Paint featured is an optional extra at additional cost.
- 3 Compatibility and functionality varies depending on device.
- 4 Bluetooth® is a registered trademark of Bluetooth SIG, Inc. Compatibility and functionality varies depending on device.
- 5 Coverage varies based on vehicle location.
- 6 Driver assist feature. Only operates under certain conditions. Check your Owner's Manual for explanation of limitations. Please drive safely.
- 7 Towing capacity subject to regulatory requirements, tow bar and vehicle design and towing equipment limitations. Ask your Dealer for Toyota Genuine tow bar capacity and availability details.
- 8 Power and torque test standards differ. Ensure comparisons use same test standard.
- 9 Achieved in test conditions for comparison purposes only. Actual fuel consumption varies depending on driving conditions/style, vehicle condition, load and options/ accessories fitted. Source: ADR81/02 combined.
- 10 Use of recovery points has safety risks which must be assessed and managed before every recovery operation. Incorrect use of the recovery points may result in death, serious injury or vehicle damage. Always following warnings and instructions provided on the vehicle and in the Owner's Manual.
- 11 Requires installation of a compatible app, third party information, sufficient mobile data & GPS signal. Mobile usage is at user's cost. Toyota Australia reserves the right to add, remove or modify applications. For further information see toyota.com.au/toyotalink
- 12 Toyota Australia reserves the right to vary or discontinue the current interior and exterior colours, trims and colour/trim/model combinations. Colours and trims displayed are a guide only and may vary from actual colours due to printing/display process. See your Toyota Dealer to confirm availability when ordering your vehicle.
- 13 Not available in Extra-Cab.
- 14 Not available in Single-Cab.
- 15 Toyota Genuine Accessories are not applicable to all models/grades. See your Toyota Dealer to confirm Accessories suitable for your vehicle. Toyota Australia uses its best endeavours to ensure material is accurate at the time of publishing. All information must be confirmed with your Toyota Dealer at the time of ordering, as specifications, applicability and availability may change over time. Colours displayed are a guide only and may vary from actual colours due to the printing/display process. Toyota Australia reserves the right to change and/or discontinue, without notice, prices, colours, materials, equipment and specifications. To the extent permitted by law, Toyota Australia will not be liable for any damage or loss incurred from relying on the information and images contained in this material. Consider the mass of your load and your selected accessories to ensure your vehicle will not exceed gross vehicle mass limits. Certain accessories when fitted may require removal of standard equipment, which may be retained by Toyota. Visit toyota.com.au/vehiclepayload
- 16 HiLux SR5 models come fitted with a tow bar receiver as standard.
- 17 Terms and conditions, fees and charges apply. Toyota Access Guaranteed Future Value products are available to approved customers of Toyota Finance, a division of Toyota Finance Australia Limited ABN 48 002 435 181, AFSL and Australian Credit Licence 392536.
- 18 Lower monthly repayments compared to a similar term with no Guaranteed Future Value (GFV) or equivalent balloon final payment. Total interest charges will be higher if a GFV or balloon final payment is selected.
- 19 Applies to standard scheduled logbook servicing (normal operating conditions). Excludes Government and Rental vehicles. For details see your Toyota Dealer or visit toyota.com.au/advantage
- 20 Applicable to new vehicles delivered on or after 01/01/2019. The Toyota Warranty Advantage (TWA) extended Engine and Driveline coverage is for 7 years from delivery, provided your vehicle is properly serviced and maintained per its Warranty and Service Book. See toyota.com.au/owners/warranty for details. The TWA does not limit and may not necessarily exceed your rights under the Australian Consumer Law.
- 21 Approved applicants only. Terms and conditions apply. Toyota Finance is a division of Toyota Finance Australia Limited ABN 48 002 435 181, AFSL and Australian Credit Licence 392536.
- 22 Terms and conditions apply. This advice is general in nature and does not take into account your objectives, financial situation or needs. Before making a decision to purchase any of the insurance products you should consider the appropriateness of the advice taking into account your own objectives, financial situation and needs and refer to the current PDS for the relevant product available from participating Dealers, via our website at toyota.com.au/insurance or by calling 137 200. Toyota Insurance purchased in a dealership or via the Toyota Insurance National Customer Solutions Centre is issued by Toyota Finance Australia Limited ABN 48 002 435 181, AFSL and Australian Credit Licence 392536. The insurer is Aioi Nissay Dowa Insurance Company Australia Pty Ltd ABN 11 132 524 282, AFSL 443540 (Adica). If Toyota Insurance is purchased online, the issuer and insurer is Adica.
- 23 Toyota Roadside Assist is administered by Toyota Finance, a division of Toyota Finance Australia Limited ABN 48 002 435 181, AFSL and Australian Credit Licence 392536.

IMPORTANT NOTICE – PLEASE READ:

Toyota Australia uses its best endeavours to ensure this material is correct when published.

Pre-July 2019 vehicle images shown on pages 1-29 of brochure. You must check with your authorised Toyota Dealer when ordering to ensure the vehicle with your chosen specifications, equipment and colour is available and that the vehicle can be delivered within the timeframe suitable to you. When ordering accessories, you must check with your authorised Toyota Dealer to ensure the accessory's design, features and colours are available and will fit your vehicle. Ensure the mass of your load does not exceed the maximum allowable individual axle capacity, Gross Vehicle Mass and/or Gross Combined Mass of the vehicle. Refer to toyota.com.au/payload for further details. Colours displayed here are a guide only and may vary from actual colours due to printing/display processes. Certain

accessories when fitted will require the removal of standard equipment. Standard equipment may be retained by Toyota Australia. Toyota Australia reserves the right to change, without notice, at any time prices, colours, materials, equipment, specifications and discontinue colours/models. To the extent permitted by law, Toyota Australia will not be liable for any damage, loss or expense incurred as a result of reliance on this material in any way. Distributed nationally (other than in Western Australia) by Toyota Motor Corporation Australia Limited ABN 64 009 686 097, 155 Bertie St, Port Melbourne 3207. Material distributed in Western Australia by or on behalf of Prestige Motors Pty Ltd (for vehicles) and by Eastpoint Pty Ltd (for parts/accessories). Toyota Australia makes no warranties regarding (and will not be liable for) the accuracy of materials distributed in Western Australia. PART NUMBER: TYHILUXPACKBRO. PROOF HQ: T2019-012430. GTO2008/GTO2005. VERSION: JULY 2019.